P1

VISTA B
ESC 1:25

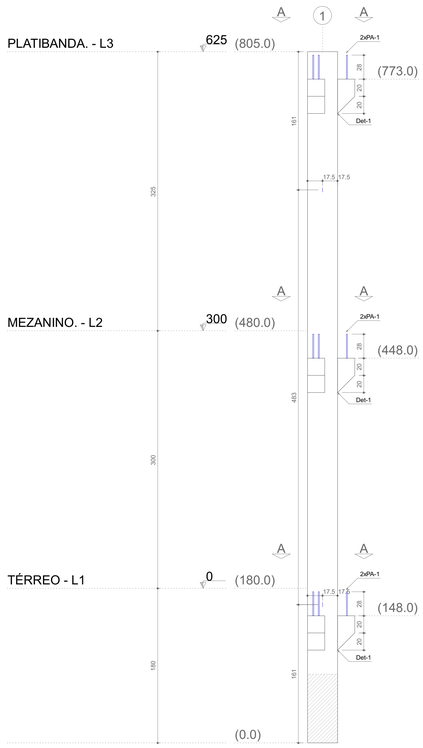

VISTA H
ESC 1:25

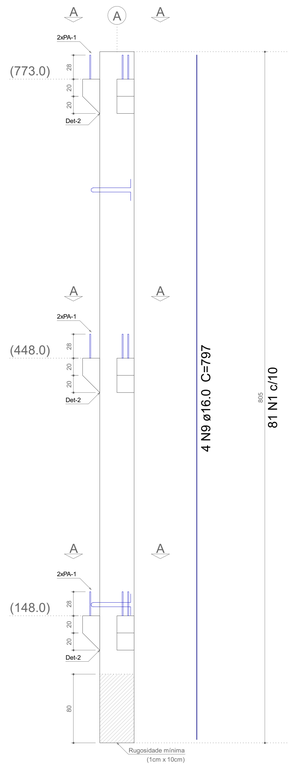

SEÇÃO L3=L2=L1
ESC 1:20

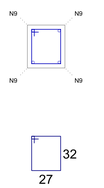

81 N1 ø5.0 C=129

CORTE A (625.0)
ESC 1:20

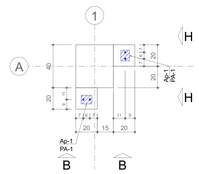

DET-1
ESC 1:20

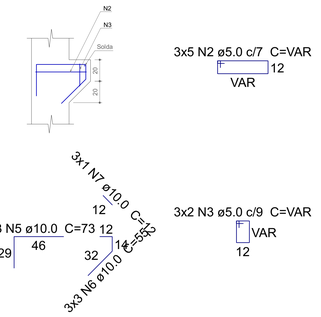

Relação dos aparelhos de apoio					
Nome	Quantidade	Dimensões			Dureza
		B (cm)	H (cm)	E (cm)	
Ap-1	6	10	8	2	50 Shore A

Relação dos pinos de ancoragem				
Nome	Quantidade	Aço	ø (mm)	Comp. (cm)
PA-1	12	CA25	12.5	52

Relação das alças de içamento				
Qtde.	Aço	ø (mm)	C. Anc. (cm)	C. Unit. (cm)
2	ASTM A36	12.5	36	115

DET-2
ESC 1:20

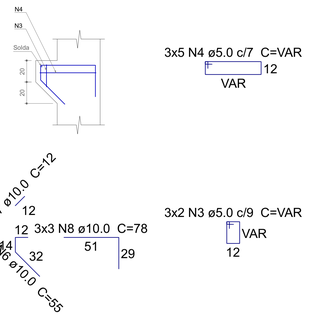

P2

VISTA B
ESC 1:25

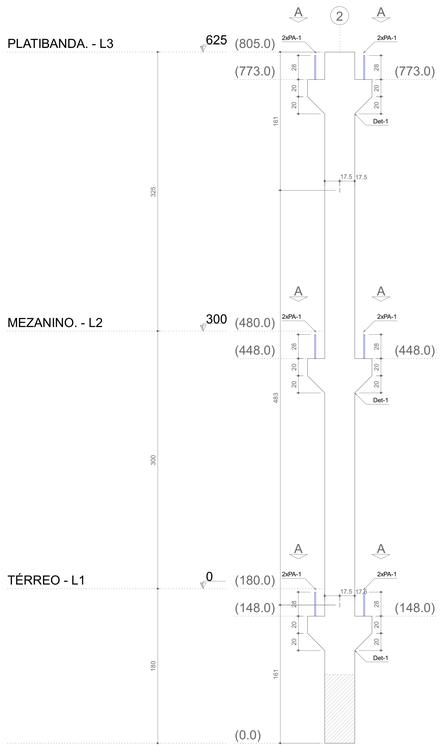

VISTA H
ESC 1:25

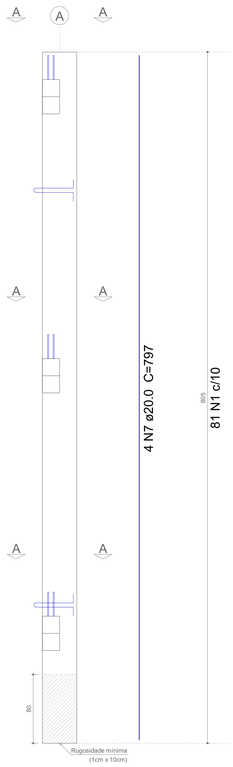

SEÇÃO L3=L2=L1
ESC 1:20

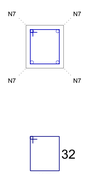

81 N1 ø5.0 C=129

CORTE A (625.0)
ESC 1:20

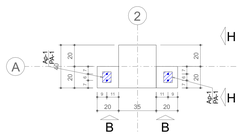

DET-1
ESC 1:20

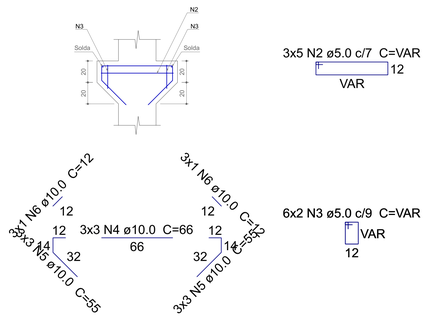

Relação dos aparelhos de apoio					
Nome	Quantidade	Dimensões			Dureza
		B (cm)	H (cm)	E (cm)	
Ap-1	6	10	8	2	50 Shore A

Relação dos pinos de ancoragem				
Nome	Quantidade	Aço	ø (mm)	Comp. (cm)
PA-1	12	CA25	12.5	52

Relação das alças de içamento				
Qtde.	Aço	ø (mm)	C. Anc. (cm)	C. Unit. (cm)
2	ASTM A36	12.5	36	115

gov.br Documento assinado digitalmente
WANDER LUAN BLANK ZENTIL
Data: 27/06/2024 10:22:29-0300
Verifique em https://validar.iti.gov.br

PROJETO ESTRUTURAL

WANDER BLANK
Engenheiro Civil - CREA-PR 177.986/D-7746
Engenharia, Arquitetura, Ltda

OBRA: Casa da Arte
ENDEREÇO: Guaraniaçu - PR
RESPONSÁVEL TÉCNICO: Wander Luan Blank Zentil — CREA: PR 177.079/D
FRANCHA: Pilares PM
PAVIMENTO:
UNIDADE: C.A.
CONJUNTO: 2
PROPRIETÁRIO: Prefeitura Municipal de Guaraniaçu
DESENHO: Wander Luan Blank Zentil
DATA: 20/05/2024
FOLHA: 2 / 13